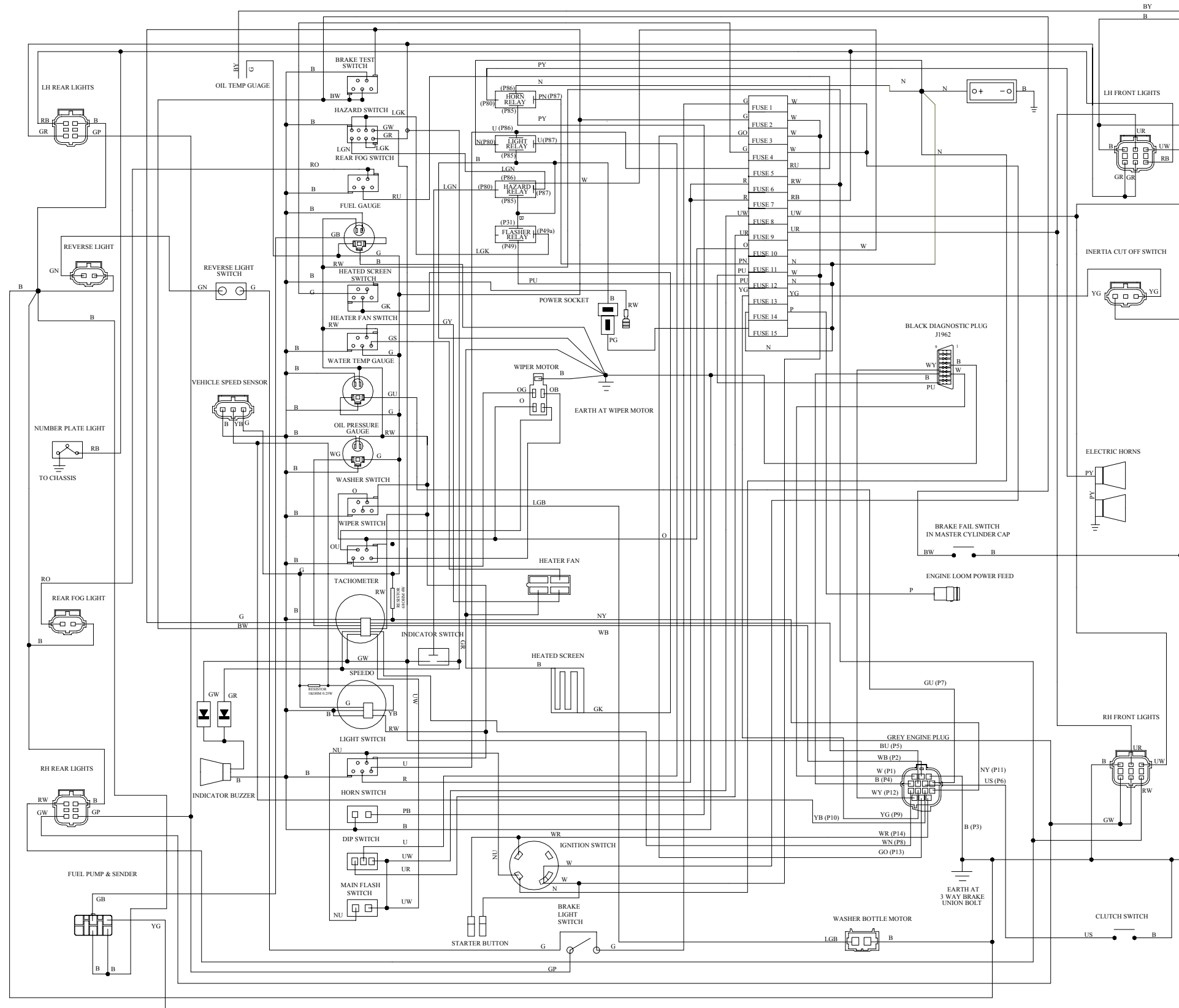
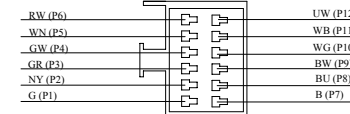


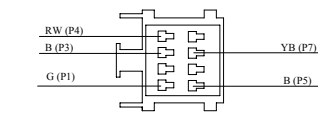
# 58092 MAIN VEHICLE WIRING LOOM CSR STD DASH GUAGES 2005 ONWARDS



## TACHOMETER PLUG



## SPEEDOMETER PLUG DETAIL



P NOTATIONS IN BRACKETS REPRESENT PIN NUMBER IN MULTIPLUGS

ALL CONNECTION PLUGS VIEWED FROM MATING FACE

## FUSE KEY

- F1 = BRAKE / REVERSE LIGHT 10A
- F2 = INSTRUMENTS / HEATER 10A
- F3 = IGN SUPPLY (ENGINE) 15A
- F4 = HEATED SCREEN 10A
- F5 = REAR FOG LIGHT 5A
- F6 = RHS TAIL LIGHT 7.5A
- F7 = LHS TAIL LIGHT 5A
- F8 = MAIN BEAM 15A
- F9 = DIP BEAM 15A
- F10 = WASH / WIPE 15A
- F11 = HORN 20A
- F12 = FLASHER UNIT 10A
- F13 = FUEL PUMP 15A
- F14 = BATTERY SUPPLY (ENGINE) 30A
- F15 = POWER SOCKET 10A

## COLOUR KEY

- N = BROWN = 12v Supply
- B = BLACK = Earth
- W = WHITE = Ignition unfused power
- G = GREEN = Ignition fused power
- U = BLUE
- R = RED
- O = ORANGE
- P = PURPLE
- LG = LIGHT GREEN
- K = PINK
- Y = YELLOW
- S = SLATE